

Scaled data based on original data using  
LM-79-08 Approved Method: Electrical and Photometric Measurements of Solid-  
State Lighting Products

Test Report Prepared for  
Cooper Lighting Solutions  
(formerly Eaton)

Brand: McGRAW-EDISON

Report Number: P200511

Luminaire Tested: **GPC-AF-01-LED-E1-T3-7060**

Issue Date: 3/3/2020

**Test Information**

Test Method: LM-79-08  
Report Number: P200511  
TEST IS SCALED FROM IESNA LM-79-08 TEST DATA (P24140)  
Test Lab: INNOVATION CENTER P2  
Issue Date: 3/3/2020  
Manufacturer: COOPER LIGHTING SOLUTIONS (FORMERLY EATON)  
Product Line: MCGRAW-EDISON  
Catalog Number: GPC-AF-01-LED-E1-T3-7060  
Description: GALLEON PEDESTRIAN LUMINAIRE  
(1) 70 CRI, 5700K, 1050mA LIGHTSQUARE WITH 16 LEDS EACH AND TYPE III OPTICS  
Light Source: -  
Ballast/Driver: ELECTRONIC DRIVER

**Summary**

Lumens per Lamp: N/A  
Luminaire Lumens: 6359 lumens  
Efficiency: N/A  
Efficacy: 107.8 lumens/watt  
Luminous Opening: Rectangular (W 0.5' x L: 0.5' x H: 0')  
IES Classification: Type III - Short - Full Cutoff  
BUG Rating: B1 - U0 - G2

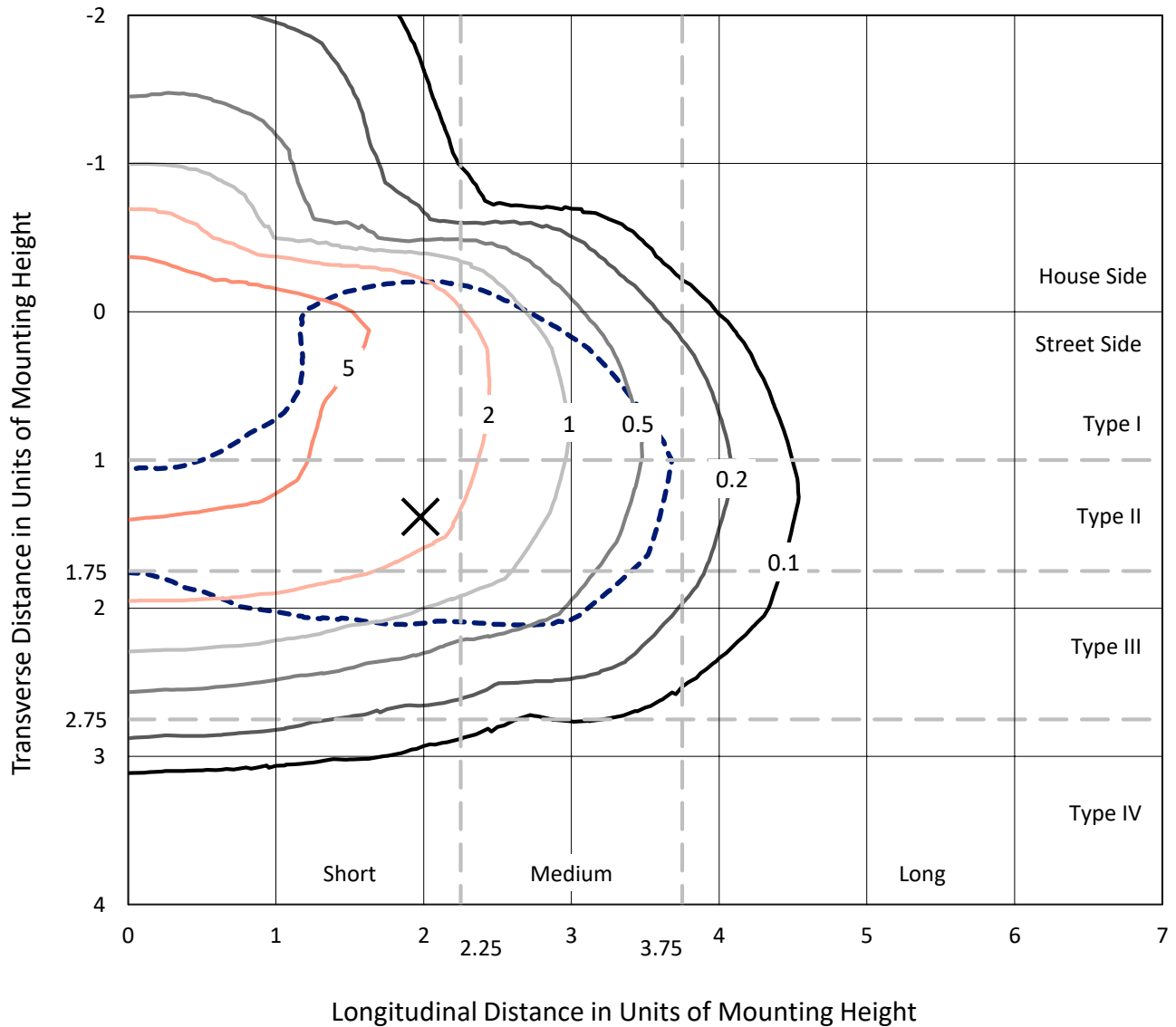
Input Watts (W): 59  
Input Voltage (V): NR  
Input Current (Ain): NR  
Voltage Rise (V): NR  
Power Factor: NR  
Total Harmonic Distortion (THDi): NR  
Frequency (hertz): 60  
Stabilization Time: NR  
Operation Time: NR  
Ambient Temperature (°C): NR  
Test Distance: 25 FT



REPORT NUMBER: P200511  
 CATALOG NUMBER: GPC-AF-01-LED-E1-T3-7060

### Iso-Footcandle Lines of Horizontal Illumination

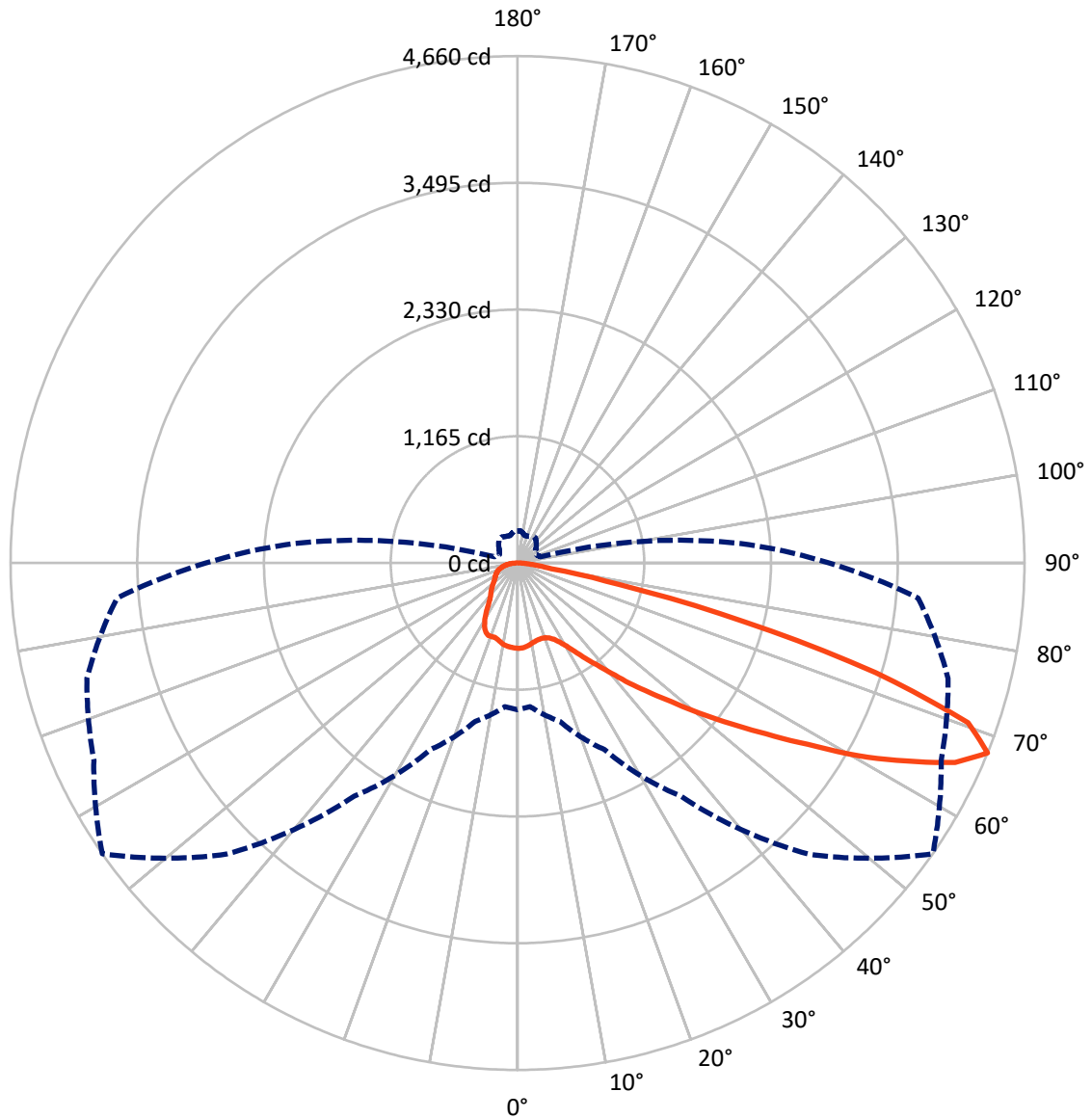
× Max cd  
 - - - 1/2 Max cd



Based on 10 foot mounting height. Maximum calculated value = 8.1 fc  
 Type III - Short - Full Cutoff

REPORT NUMBER: P200511  
CATALOG NUMBER: GPC-AF-01-LED-E1-T3-7060

### Luminous Intensity Polar Plot



— Vertical Plane Through 55-Deg Lateral    - - - Horizontal Cone Through 67.5-Deg Vertical

REPORT NUMBER: P200511

CATALOG NUMBER: GPC-AF-01-LED-E1-T3-7060

**FLUX DISTRIBUTION:**

		Downward	Upward	Total
<b>House Side</b>	Lumens	1373.7	0.0	1373.7
	% Fixture	21.6	0.0	21.6
<b>Street Side</b>	Lumens	4985.3	0.0	4985.3
	% Fixture	78.4	0.0	78.4
<b>Total</b>	Lumens	6359.0	0.0	6359.0
	% Fixture	100.0	0.0	100.0

**Coefficient of Utilization**

**ZONAL LUMENS:**

Zone	Lumens	% Fixture
0°-10°	73.2	1.2
10°-20°	207.3	3.3
20°-30°	347.2	5.5
30°-40°	571.0	9.0
40°-50°	961.2	15.1
50°-60°	1512.8	23.8
60°-70°	1805.4	28.4
70°-80°	775.3	12.2
80°-90°	105.7	1.7
90°-100°	0.0	0.0
100°-110°	0.0	0.0
110°-120°	0.0	0.0
120°-130°	0.0	0.0
130°-140°	0.0	0.0
140°-150°	0.0	0.0
150°-160°	0.0	0.0
160°-170°	0.0	0.0
170°-180°	0.0	0.0
0°-90°	6359.0	100.0
0°-180°	6359.0	100.0



REPORT NUMBER: P200511

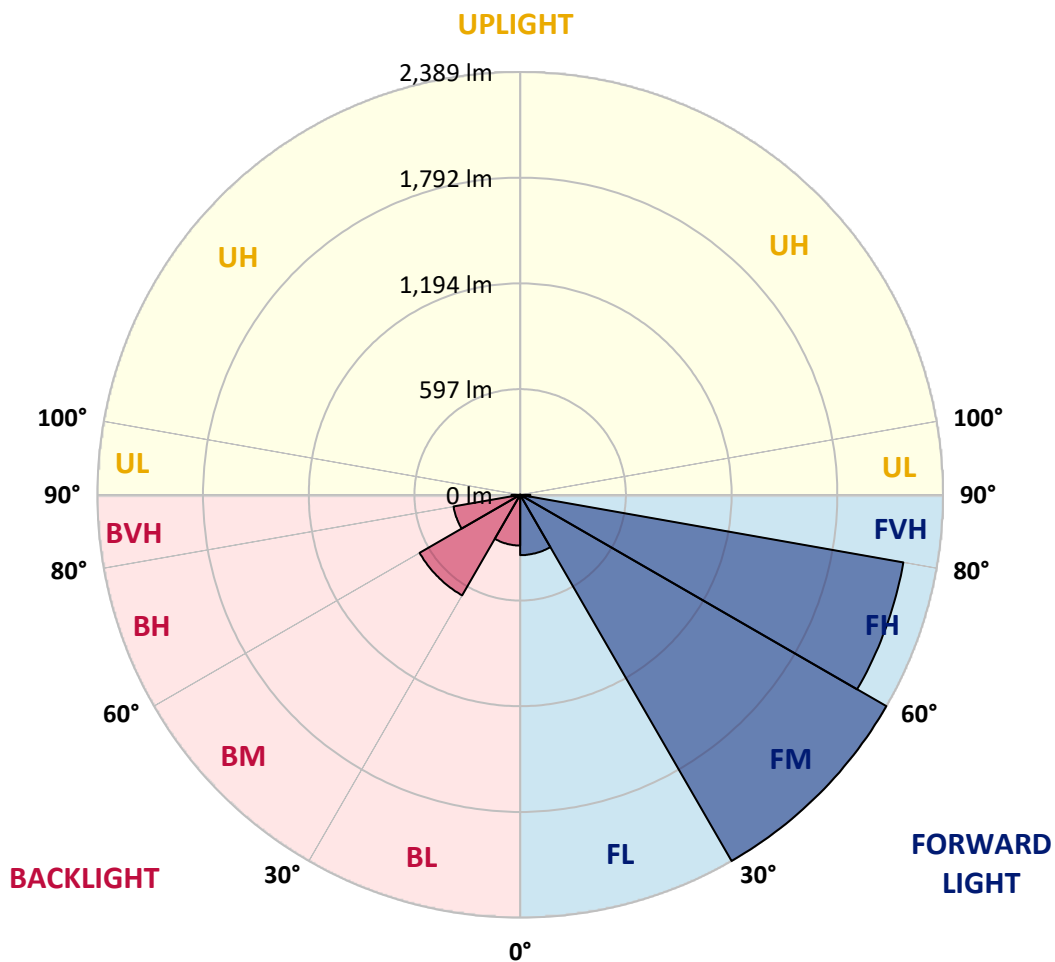
CATALOG NUMBER: GPC-AF-01-LED-E1-T3-7060

**LUMINAIRE CLASSIFICATION SYSTEM LUMEN TABLE AND BUG RATING:**

Zone		Lumens	% Fixture	Zone Rating/Lumen Limit		
				B	U	G
FL	(0°-30°)	340.9	5.4			
FM	(30°-60°)	2388.9	37.6			
FH	(60°-80°)	2198.3	34.6			G2/5000
FVH	(80°-90°)	57.2	0.9			G1/100
BL	(0°-30°)	286.8	4.5	B1/500		
BM	(30°-60°)	656.1	10.3	B1/1000		
BH	(60°-80°)	382.3	6.0	B1/500		G1/500
BVH	(80°-90°)	48.5	0.8			G1/100
UL	(90°-100°)	0.0	0.0		U0/0	
UH	(100°-180°)	0.0	0.0		U0/0	

**BUG Rating: B1-U0-G2**

Type III Short





REPORT NUMBER: P200511

CATALOG NUMBER: GPC-AF-01-LED-E1-T3-7060

**CANDELA DISTRIBUTION (FULL):**

	0°	5°	15°	25°	35°	45°	55°	65°	75°	85°	90°
0°	784.1	784.1	784.1	784.1	784.1	784.1	784.1	784.1	784.1	784.1	784.1
2.5°	777.4	777.7	778.3	780.8	782.9	782.3	782.6	781.4	781.1	779.2	781.1
5°	767.5	768.5	768.8	772.8	775.2	775.8	774.9	773.4	771.5	769.7	770.6
7.5°	745.1	747.6	747.9	753.4	757.4	762.6	762.9	763.2	762.3	761.1	762.9
10°	731.0	731.6	731.3	735.3	738.4	744.2	747.6	753.4	755.9	756.5	757.7
12.5°	730.1	729.5	728.5	728.5	727.6	730.1	736.2	744.5	750.3	752.2	753.7
15°	739.9	739.6	736.5	731.9	726.1	724.2	729.5	738.7	746.4	750.3	751.9
17.5°	762.0	760.2	755.3	744.8	732.2	727.3	727.9	735.6	744.5	749.7	751.3
20°	802.6	802.6	792.1	772.5	750.0	738.4	732.8	737.4	746.0	753.1	755.3
22.5°	872.6	873.2	855.7	823.4	785.7	760.8	747.0	746.0	756.2	764.2	766.6
25°	971.8	969.3	944.8	898.7	841.3	800.1	776.1	770.6	779.2	788.1	791.2
27.5°	1087.3	1078.4	1049.2	993.6	919.3	859.1	822.2	813.3	821.6	831.7	834.8
30°	1201.5	1192.3	1157.6	1096.8	1014.2	938.0	885.2	870.7	882.4	896.9	898.7
32.5°	1315.8	1315.8	1277.1	1206.1	1116.2	1032.3	969.0	951.8	971.2	988.7	992.7
35°	1452.5	1453.1	1415.6	1330.2	1233.5	1144.7	1075.0	1062.4	1091.6	1103.9	1113.4
37.5°	1620.5	1623.9	1575.6	1472.4	1366.5	1273.1	1190.2	1173.0	1202.2	1235.6	1266.3
40°	1802.0	1806.3	1753.2	1626.0	1520.0	1422.4	1332.7	1301.7	1350.2	1414.1	1453.7
42.5°	1975.2	1997.3	1946.1	1815.2	1701.3	1600.2	1509.3	1464.1	1525.0	1621.4	1655.8
45°	2225.6	2241.5	2152.1	2033.6	1926.4	1813.4	1693.0	1645.4	1730.4	1852.1	1859.1
47.5°	2392.3	2380.4	2334.9	2261.2	2193.3	2087.6	1906.4	1854.2	1967.2	2110.4	2070.8
50°	2481.1	2484.8	2478.6	2482.9	2485.4	2419.1	2168.1	2096.6	2231.4	2404.3	2313.1
52.5°	2564.0	2539.5	2559.7	2660.5	2782.1	2757.5	2452.8	2378.2	2514.6	2730.5	2569.2
55°	2562.2	2524.7	2590.7	2768.6	3032.4	3060.7	2772.6	2686.6	2814.0	3080.3	2840.8
57.5°	2471.6	2473.4	2575.1	2807.9	3206.9	3345.7	3143.6	3014.6	3131.6	3434.8	3088.6
60°	2346.9	2363.8	2510.3	2801.4	3346.6	3579.4	3598.8	3368.1	3442.8	3757.0	3293.8
62.5°	2145.7	2163.5	2365.6	2734.5	3325.4	3804.6	4010.4	3769.2	3768.0	3952.3	3354.0
65°	1828.4	1823.2	2035.4	2484.2	3147.6	3971.0	4419.2	4116.0	4013.1	3955.4	3233.0
67.5°	1348.4	1325.0	1507.1	1892.0	2616.2	3784.6	4659.7	4296.6	4096.7	3695.2	2863.2
70°	699.7	676.3	823.8	1104.8	1720.6	2953.8	4393.4	4203.2	3912.1	3097.5	2243.1
72.5°	299.2	295.2	355.1	484.7	832.4	1703.7	3444.9	3638.1	3356.8	2307.9	1542.2
75°	201.2	199.9	222.4	264.1	374.4	691.4	2155.8	2582.5	2455.9	1431.0	867.4
77.5°	157.9	156.3	169.5	189.8	242.6	272.7	956.7	1386.4	1283.2	622.9	379.6
80°	123.5	122.2	130.5	141.6	174.5	172.0	314.8	551.6	426.9	238.6	184.6
82.5°	97.4	97.4	104.1	104.4	123.8	117.3	164.3	242.9	213.2	139.1	113.0
85°	89.1	89.1	96.1	78.0	80.8	74.0	102.0	144.0	135.1	57.1	49.1
87.5°	44.8	43.6	80.8	69.1	43.9	39.3	49.8	69.7	74.9	31.6	24.6
90°	0.0	0.0	0.0	0.0	0.0	0.0	0.0	0.0	0.0	0.0	0.0



REPORT NUMBER: P200511

CATALOG NUMBER: GPC-AF-01-LED-E1-T3-7060

**CANDELA DISTRIBUTION (continued):**

	95°	105°	115°	125°	135°	145°	155°	165°	175°	180°
0°	784.1	784.1	784.1	784.1	784.1	784.1	784.1	784.1	784.1	784.1
2.5°	780.4	780.1	780.8	781.1	783.5	786.9	788.4	790.6	791.8	791.2
5°	771.2	771.8	774.3	776.1	780.4	786.0	789.0	791.5	793.7	792.7
7.5°	763.6	765.1	768.8	770.3	772.8	774.3	774.0	774.9	776.8	774.6
10°	759.3	761.1	763.9	761.7	755.9	747.6	739.9	735.9	737.1	735.6
12.5°	755.0	757.4	755.3	745.1	728.8	718.1	712.3	712.9	715.6	716.3
15°	752.5	753.4	744.2	725.2	708.6	707.0	710.1	709.5	709.8	709.8
17.5°	752.5	750.0	732.8	713.8	706.7	704.0	694.4	682.5	677.2	675.4
20°	756.5	750.0	729.2	716.6	701.2	677.6	652.4	630.3	620.4	617.7
22.5°	768.5	757.4	739.6	717.8	674.2	634.6	594.6	568.2	550.4	547.3
25°	792.7	780.4	760.2	701.5	631.2	574.7	529.2	499.7	481.9	479.4
27.5°	835.1	827.1	771.2	665.6	574.0	513.5	471.5	448.7	435.5	434.6
30°	899.0	895.0	765.7	612.4	503.7	454.3	434.0	420.8	411.0	410.6
32.5°	1001.0	968.7	747.6	547.6	439.5	412.2	403.9	395.9	388.2	388.2
35°	1132.1	1028.3	713.2	478.2	400.5	388.8	378.4	365.8	355.7	355.1
37.5°	1286.3	1065.2	651.4	422.3	382.1	373.2	357.8	339.1	321.3	318.2
40°	1442.0	1076.2	564.5	387.9	370.4	357.5	338.8	316.7	299.5	298.5
42.5°	1584.9	1055.0	472.4	364.3	358.7	341.5	321.9	302.2	288.7	288.4
45°	1704.6	1000.1	395.0	341.8	346.5	327.1	309.6	293.6	283.2	281.0
47.5°	1817.4	922.3	340.6	318.2	334.2	319.1	304.4	289.3	279.2	277.7
50°	1948.2	838.5	302.5	295.2	323.4	316.4	308.7	293.0	276.1	274.3
52.5°	2106.7	766.0	272.7	274.9	315.1	320.0	319.7	303.5	274.0	271.5
55°	2283.6	685.5	250.3	258.3	311.7	326.8	322.5	313.3	275.8	272.1
57.5°	2457.8	591.6	234.7	245.7	306.8	326.2	309.3	296.1	280.1	274.9
60°	2588.3	465.3	222.7	234.7	296.1	316.0	294.9	277.3	279.2	275.2
62.5°	2596.9	359.7	208.2	225.1	279.8	305.9	285.3	269.1	283.2	279.5
65°	2444.2	271.8	194.4	213.8	262.3	299.5	276.1	264.4	291.5	287.5
67.5°	2057.9	218.7	182.7	202.1	244.8	285.9	267.8	260.1	298.8	291.8
70°	1485.6	186.4	171.4	188.0	229.1	270.6	260.5	252.5	278.9	267.8
72.5°	914.7	161.6	158.5	169.2	217.1	254.6	249.4	238.0	251.2	242.3
75°	456.7	140.1	144.0	150.8	200.3	236.5	231.0	219.6	221.4	219.6
77.5°	218.7	119.8	127.2	132.4	178.4	215.9	210.1	198.4	196.3	196.6
80°	138.5	100.1	107.2	110.9	159.4	192.0	186.1	174.5	199.0	184.6
82.5°	86.6	81.4	83.2	90.0	138.8	167.1	159.4	149.0	179.4	141.9
85°	47.9	56.8	59.3	65.1	106.9	139.7	132.1	118.9	106.6	104.7
87.5°	28.6	33.8	34.7	39.0	71.9	101.0	89.4	84.8	70.3	70.0
90°	0.0	0.0	0.0	0.0	0.0	0.0	0.0	0.0	0.0	0.0

(END OF REPORT)